



dbWatch Control Center

for



MariaDB®



dbWatch Control Center for MariaDB Databases

dbWatch Control Center is a database monitoring and management solution for MariaDB databases. It provides automated monitoring, keeps track of different performance metrics, and analyzes performance and resource trends across your database farm. It generates key performance reports for management and end-users.

Benefits of using dbWatch Control Center for MariaDB:

dbWatch Control Center is highly flexible and scalable solution that can connect to any database anytime, anywhere. It offers security at a granular level that limits access to databases within authorized users.

With dbWatch Control Center, you can add, remove, and edit databases using the User Interface. It scales easily from a handful of instances to the largest database farms with thousands of instances. Its structure ensures that scaling up or down has minimum impact on networks or servers while maintaining maximum performance in monitoring and management.

dbWatch Control Center enables DBAs to manage more instances effectively. With the power of dbWatch Control Center, DBAs can:

- Build workflows, customize reports, and automate the DBA tasks
- Have a better overview and insight of their databases health
- Spend less time on routine monitoring and maintenance
- Attain higher productivity with fewer incidents

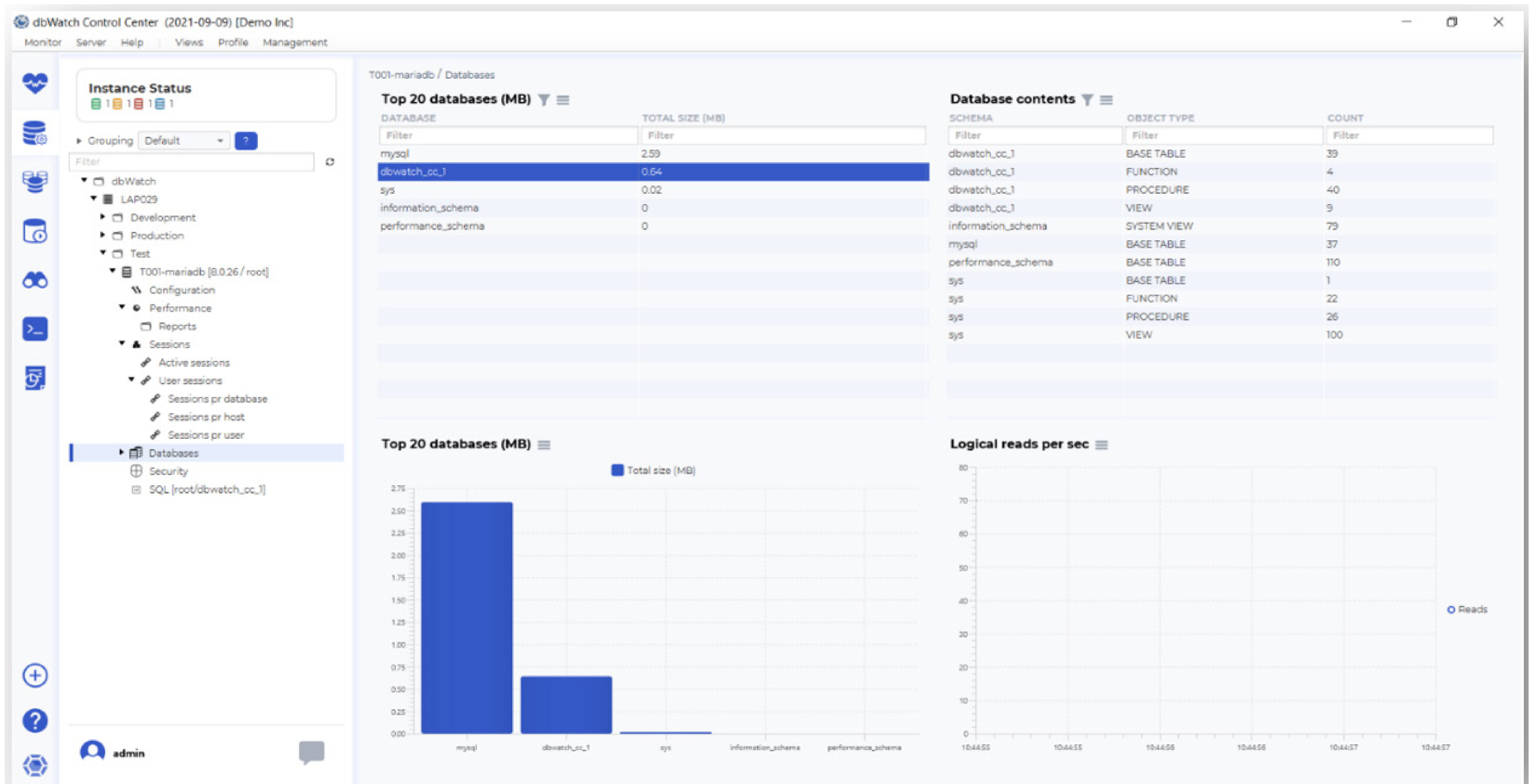
dbWatch Control Center - MariaDB Key Features

- Cross platform database monitoring and management
- Manage different database platforms/versions in a single view
- Resource tracking- keep track of your MariaDB resource usage
- Database farm performance, capacity, and resource management
- Full monitoring for On-Premises, Cloud or Hybrid setups/multi-site support
- Web dashboards
- Bulk installation of instances
- Flexible Alerts and Notification configuration
- SQL Worksheet for easy query across the server farm
- Autodiscover of new instances in network
- Customizable views and integration with 3rd party infrastructure monitoring solutions
- Chat system for inter-DBA communication
- Advanced, customizable Reporting features



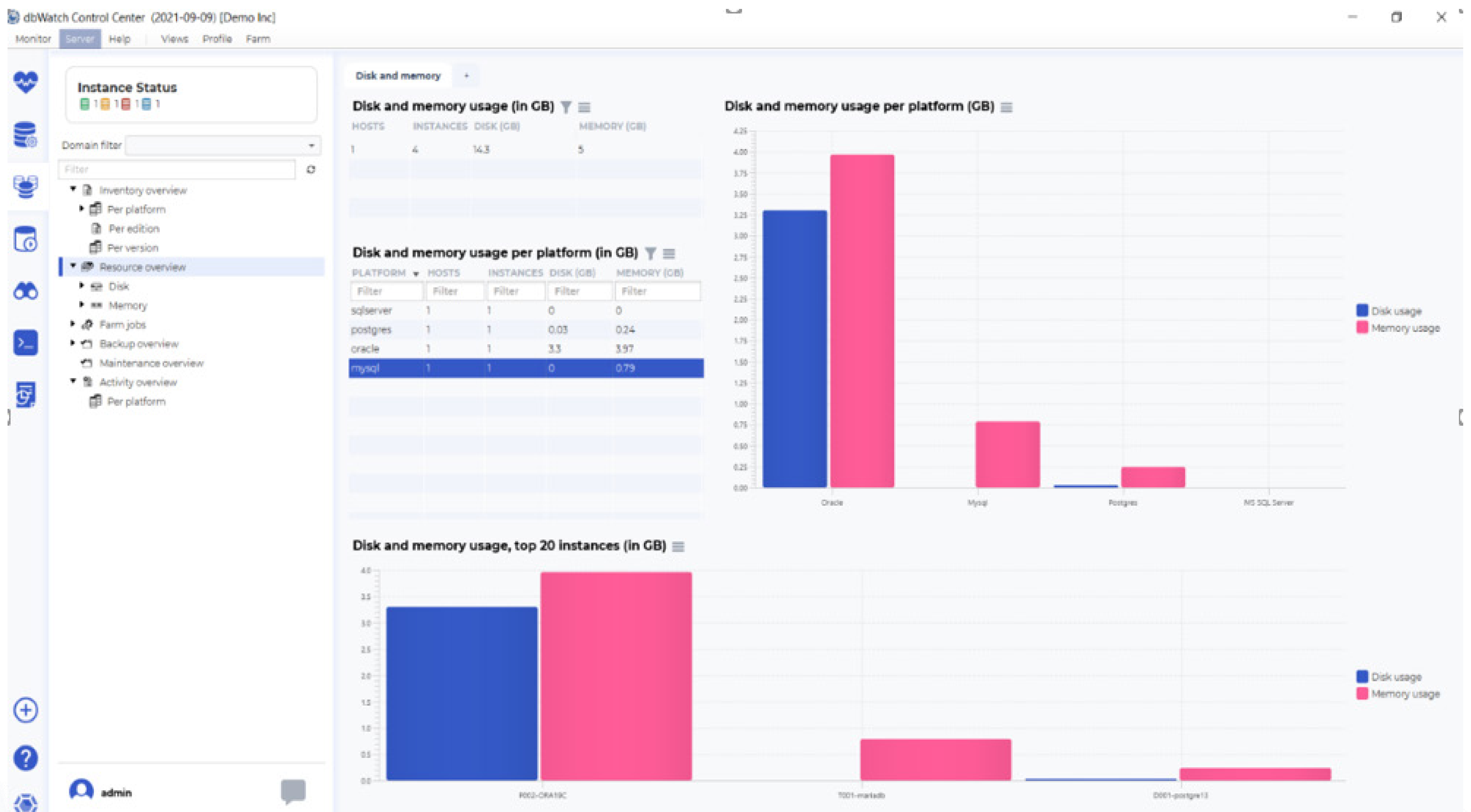
dbWatch Control Center: Drill down on your MariaDB performance

Identify key performance areas in your MariaDB database, pinpoint and troubleshoot potential bottlenecks which could affect your operational uptime. Spot sessions which have the highest utilization and pinpoint queries that are using the most resources in your server.



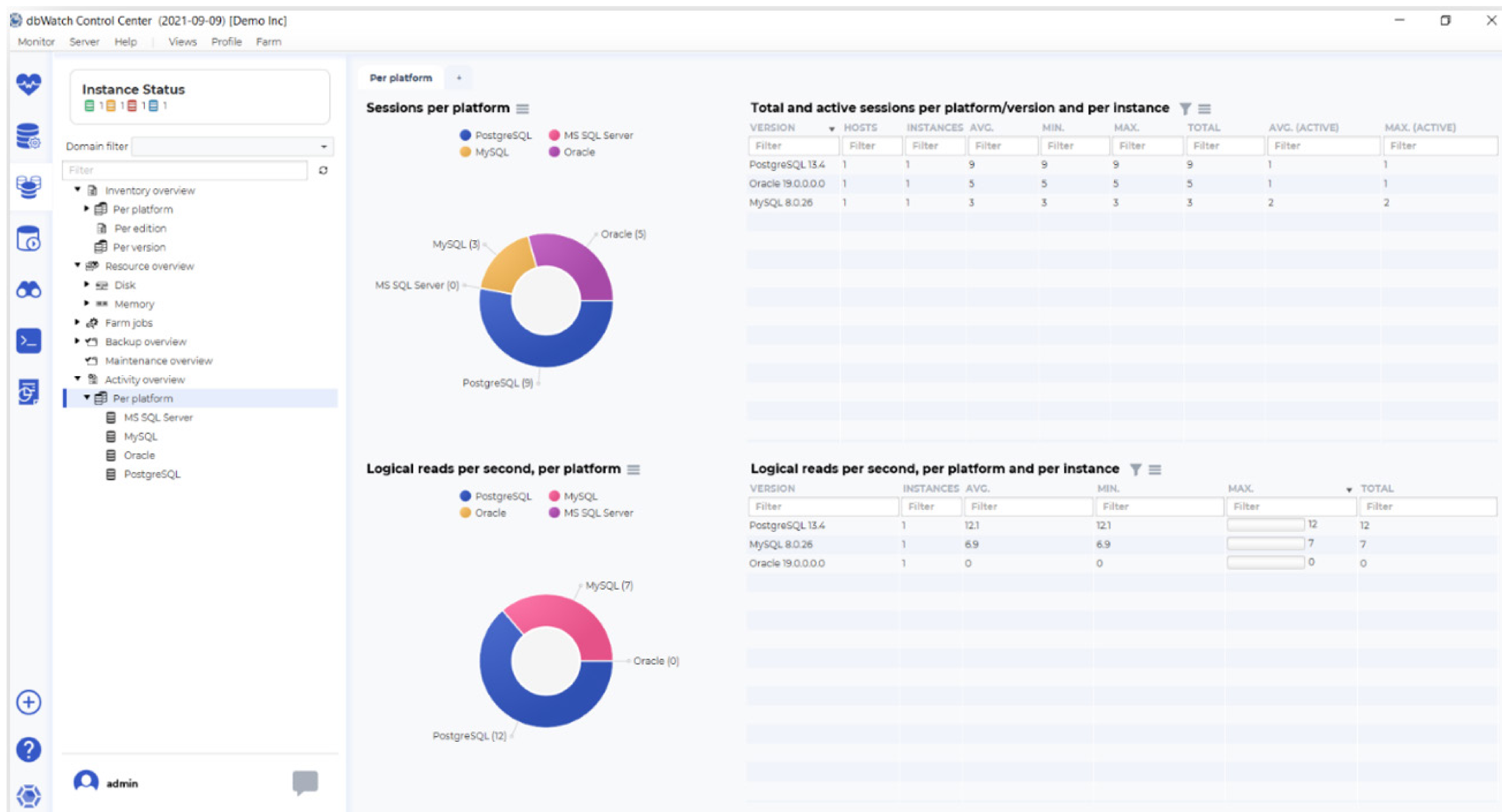
dbWatch Control Center: Track your databases' resource utilization

dbWatch Control Center provides an overview of your current resource utilization, like disk and memory usage per instance or database platform. With the information provided, you will keep track of instances that consume the highest/lowest server resources, which helps you with your capacity planning.



dbWatch Control Center: Activity Overview

dbWatch Control Center provides you with an overview of your total sessions and the different activities running on all your database platforms.



dbWatch Control Center: MariaDB historical data reports

Analyzes historical data of your databases, allows DBAs predict database usage rate in the future, guides DBAs with their capacity and resource planning.

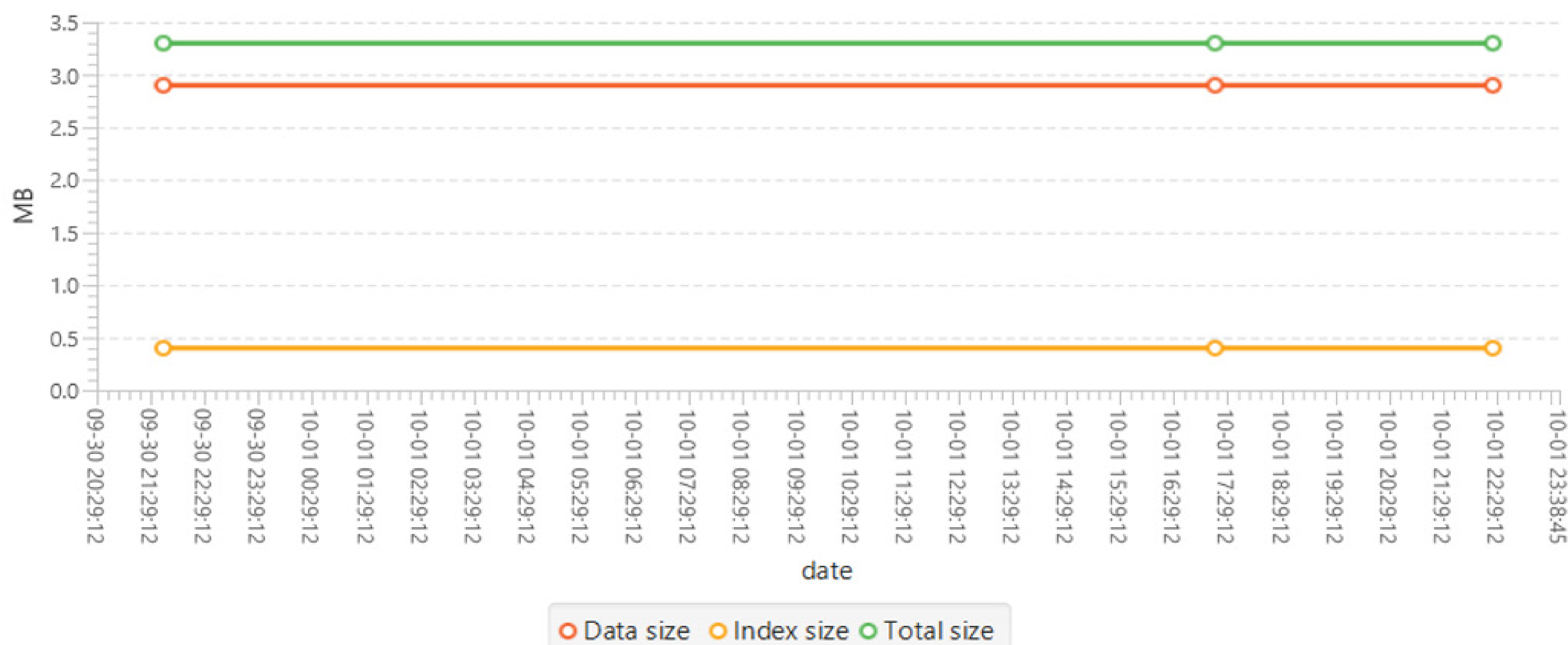
Database growth rate (aggregated) details

Save HTML Save PDF Edit Task Refresh

Database growth rate

This chart shows the aggregated growth rate for the database server. (Data and index size, transaction logs are not included.)

T001-mariadb




What dbWatch Control Center offers:

1. Cross Platform Monitoring



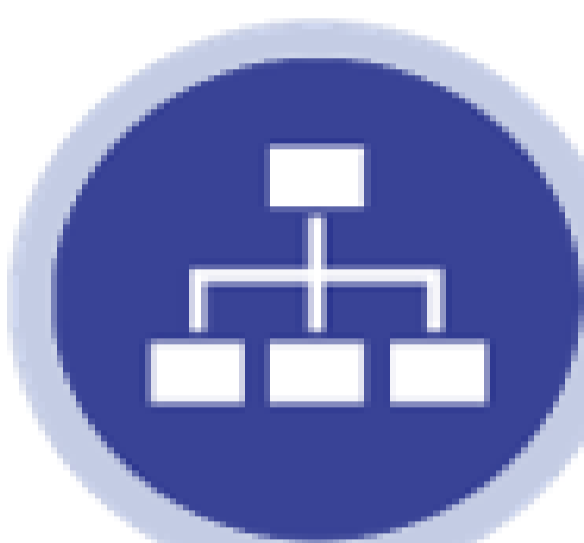
dbWatch Control Center handles most major database platforms such as Microsoft SQL, Postgres, MySQL and Oracle, on-premises or in Azure or AWS.

2. Automated Monitoring




Database jobs captures database status and performance data, memory information, back-up information, and other database-related information. Fully agentless, the dbWatch server handle all scheduling and information collection.

3. Database Monitoring and Management in a single window

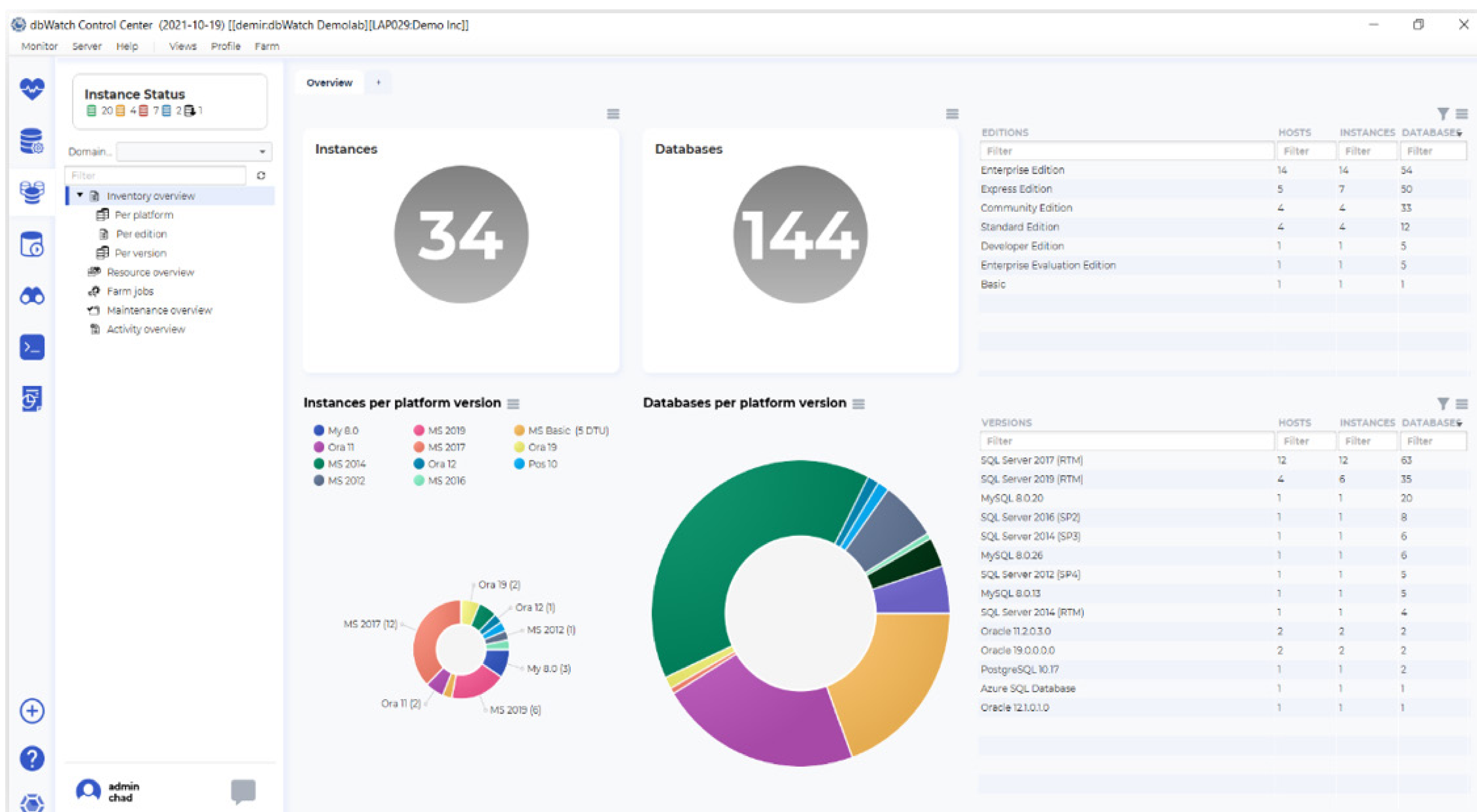


Access your database's information and modify its configuration in the same window. Perform database tuning, and backups in the Management module. Drill down flagged issues and fix them on the fly without the need of executing an SQL statement.

4. Customizable Farm Views



Monitor any number of instances in a single global view. Personalize your dashboard displays as you see fit. Have a complete overview of your entire database farm database system.



5. Database Security and Access Control



Control and limit access to your database. Limit the users viewing and utilizing Control Center. Set privileges and restrict access to users.

6. Report Generation



Generate daily or weekly reports for managers. Produce reports on the fly. Customize reports based on your organization's needs. Schedule automatic report production and distribution.

7. Chat System



Enable communication with other DBAs to notify them about existing issues and tag existing tasks you're working on across the database farm.

Functional Modules

	Monitoring	The Monitoring module provides a wide range of monitoring tasks and alerts. Tasks provide statistics and growth rates for your database, which allows for better planning and performance analysis of how your system is behaving.
	Management	The Management module provides an administration GUI for the day-to-day administration DBA work. Role-based access control defines what tasks the user may do on any instance.
	Farm	Farm module gives you an overview of all your monitored instances. Group monitoring can be done per platform, per version, job statuses and many more. Farm module also provides resource overview for your server's memory and disk memory.
	Worksheet	The SQL Worksheet is your handy SQL Editor. Write SQL queries in your database's native language and execute as ad-hoc queries or stored procedures. Save and load them for future use. Use multiple tabs to execute queries in multiple instances.
	Autodiscover	Autodiscover module automatically finds new database instances in a defined network range. You can freely set schedules and network range(s).
	FDL Console	With FDL Console, you can customize or create farm views and dashboards. FDL is a powerful query language to query multiple instances and platforms and build custom dashboards and views.
	Reporting	Report module is a powerful reporting tool that lets you automatically generate and distribute reports in html or pdf formats to designated recipients. Report module comes with standard DBA reports for each platform.

dbWatch Control Center jobs:

dbWatch Control Center has a large variety of jobs that helps you monitor and manage your servers. We have jobs to manage your needs on availability, capacity, clusters and replication, maintenance, and performance.

Each category has specialized jobs that collect statistics and status from your database instance. Some jobs collect information, some alter database states, optimize database performance, and configure databases directly. All jobs can be triggered manually or in a set frequency. You can customize these jobs parameters to suit your monitoring preference and provide proactive management for your database instance. Below is a list of currently available jobs for MariaDB:

dbWatch Control Center Jobs	Description
Availability	
Aborted connects alert	Checking if there is many aborted connects
DBMS uptime	Collects uptime statistics in the database.
Maximum connections alert	Checking if the system is near maximum connections
Capacity	
Database growth rate (aggregated)	Collects database size and visualizes the growth rate of the server.
Database growth rate (detailed)	Collects detailed growth rate information.
Performance	
Binlog cache check	Binlog cache performance check
Database load	Provides information on the server load
Gather statistics	Gathers statistics for historic data plotting
InnoDB buffer pool check	Checks the hit rate of the innodb buffer pool
Key buffer check	Checks key buffer efficiency
Lock statistics	Collects lock statistics
Memory setup	Analyzes the memory setup of the server
Network traffic	Shows the network traffic
Session load	Shows connection statistics
Temporary table check	Shows percentage of temporary tables written to disk
Thread cache hit rate	Shows the thread cache hit rate
Cluster and Replication	
InnoDB Cluster Status	This job checks state of all members in InnoDB cluster
InnoDB Cluster Switch	This job checks if InnoDB cluster Primary/Secondary switch occurs
NDB Data Memory Usage Check	NDB data memory usage check
NDB Data Node Status	NDB data node status
Replica Count	This job checks all of replicas currently registered with the source
Replica Delay	This job checks how late the replica is, measures the time difference in seconds between the replication SQL (applier) thread and the replication I/O (receiver) thread.
Replica State	This job checks if replica changes occur. For example, if an instance becomes a replica or if an instance is no longer a replica.

dbWatch Control Center MariaDB

Available license types for dbWatch Control Center for MariaDB:

- Regular license for a single node (production)
- Test or Development license without any maintenance jobs

How do I license my MariaDB databases?

dbWatch offers 2 types of licenses available, your MariaDB servers would go under either regular license for a single node (production) or Test or Development license without any maintenance jobs.

MariaDB Versions Supported

Here are the following MariaDB versions currently supported by **Control Center**:

- MariaDB 5
- MariaDB 10

Software and Hardware Requirements

	Recommended Minimum Requirements	
Architecture Components	dbWatch Server	<ul style="list-style-type: none">• Supported Operating Systems: Windows and Linux Server (VMWare virtual server supported)• Needs at 8 GB of RAM• Needs 4 CPU cores• Needs 1 GB HD space available
	dbWatch Engine (Per instance)	<ul style="list-style-type: none">• 500 Mb free space in each database instance• Bulk install for large database environments SA, SYS, or other superuser password required for each engine installation
	dbWatch Client	<ul style="list-style-type: none">• Windows and Linux operating system for use with graphical interface• 2Gb Memory• 500 Mb hard drive space• Java support• Client-Server communication requires a single port only